

MAX-AIR ROTARY VALVE POSITIONERS



Rotary Valve Positioners





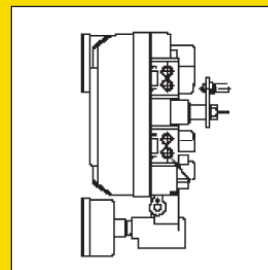
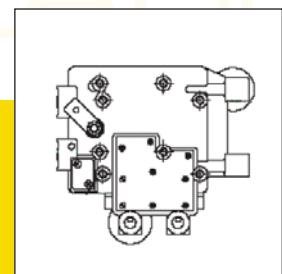
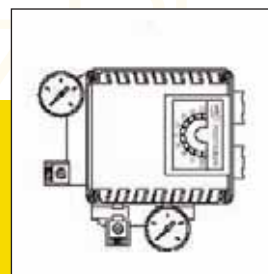
PNY-Series
Pneumatic Positioners

Specifications

Item Type	PNY Series
Input Signal	3-15 psi
Supply Pressure	20-100 psi
Stroke	0~90°
Air Connection	PT (NPT) 1/4"
Gage Connection	PT (NPT) 1/8"
Protection	IP66
Ambient Temp	-20~70°... (-4~158°F)
Linearity	± 2% F.S.
Hysteresis	± 1% F.S.
Sensitivity	± 0.5% F.S.
Repeatability	± 0.5% F.S.
Air Consumption	0.11 CFM (Sup. = 20psi)
Flow Capacity	2.8 CFM (Sup. = 20psi)
Material	Aluminum Diecasting
Weight	1.7kg (3.1 lb)

Available Options

PNY01	Pneumatic Positioner, 3-15 psi, w/Universal Mtg, Gages
PNY02	Pneumatic Positioner, 3-15 psi, w/ External Limit Switch, Universal Mtg, Gages
PNY03	Pneumatic Positioner, 3-15 psi, w/External Position Transmitter, w/Universal Mtg, Gages
PNY04	Pneumatic Positioner, 3-15 psi, w/External Limit Switch & Position Transmitter, w/Universal Mtg, Gages
TEA01	Hi & Low Temp Adder





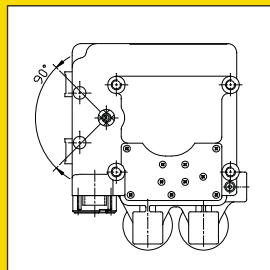
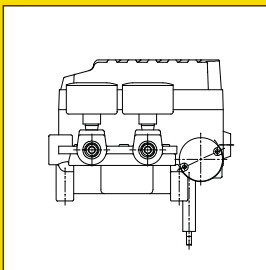
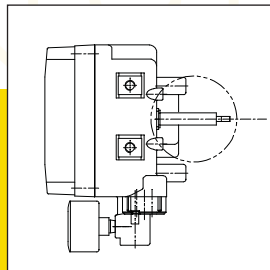
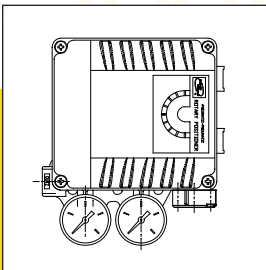
PEY-Series
Electro-Pneumatic
Positioners

Available Options

PEY01	Electro-Pneumatic Positioner, 4–20mA, w/Universal Mtg, Gages
PEY02	Electro-Pneumatic Positioner w/Internal Limit Switch, w/Universal Mtg, Gages
PEY03	Electro-Pneumatic Positioner w/Internal Position Transmitter, w/Universal Mtg, Gages
PEY04	Electro-Pneumatic Positioner w/Internal Limit Switch & Position Transmitter, w/Universal Mtg, Gages
TEA01	Hi & Low Temp Adder

Specifications

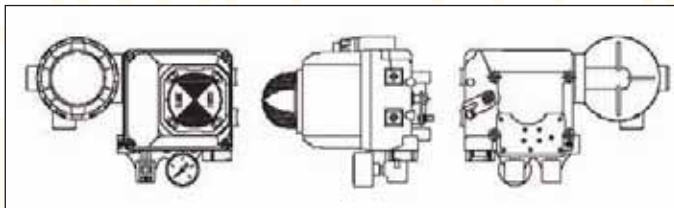
Item Type	PEY-01, -02, -03, -04
Input Signal	4–20mA DC
Impedance	250 ± 15 Ohm
Supply Pressure	20–100psi
Stroke	0 ~ 90°
Air Connection	1/4" NPT
Gage Connection	1/8" NPT
Conduit	1/2" NPT
Protection	IP66
Ambient Operating Temp.	-20°C ~ 70°C (-4°F ~ 158°F)
Ambient Explosion Temp.	-20°C ~ 60°C (-4°F ~ 140°F)
Linearity	± 1% F.S. ± 2% F.S.
Hysteresis	± 1% F.S.
Sensitivity	± 0.2% F.S. ± 0.5% F.S.
Repeatability	± 0.5% F.S.
Air Consumption	0.11 CFM (Sup.= 20psi)
Flow Capacity	2.8 CFM (Sup.= 20psi)
Material	Aluminum Diecasting
Weight	2.8kg (6.2 lb)



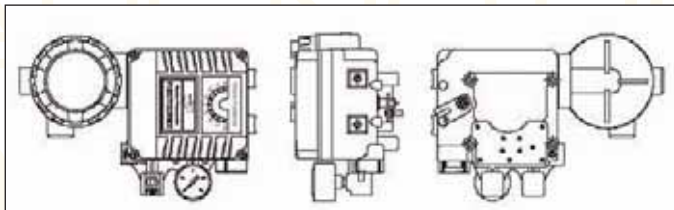


PEY-Series
Electro-Pneumatic
Positioners

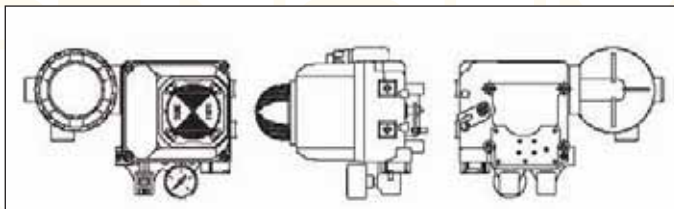
PEY-02



PEY-03



PEY-04



Specifications

PEY02 & PEY04 Limit Switches	
Rating AC 0.6A 125V ~ 16A	
Switch Type 2 x SPDT	

PEY02 & PEY04 w/Limit Switches	
Input Type	2 Wire
Input Signal	90°
Output Signal	4-20mA
Load Resistance	Max.880Ω/30VDC
Noise Range	50mVp.p
Adjustable Range	Zero : ± 10% Span : ± 60 ~ 110%
Protection	IP66
Linearity	± 1%
Sensitivity	± 0.2%
Hysteresis	± 0.2%
Supply Voltage	9 ~ 30VDC

PEY03 w/Position Transmitter	
Input Type	2 Wire
Input Signal	90°
Output Signal	4-20mA
Load Resistance	Max.880Ω/30VDC
Noise Range	50mVp.p
Adjustable Range	Zero : ± 10% Span : ± 60 ~ 110%
Protection	IP66
Linearity	± 1%
Sensitivity	± 0.2%
Hysteresis	± 0.2%
Supply Voltage	9 ~ 30VDC



PEY-03
Series



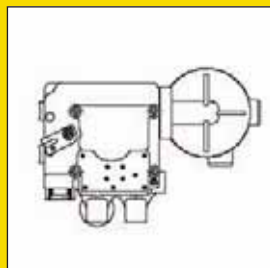
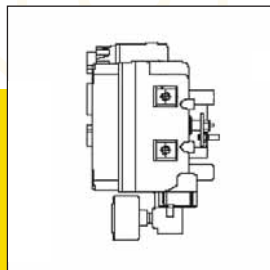
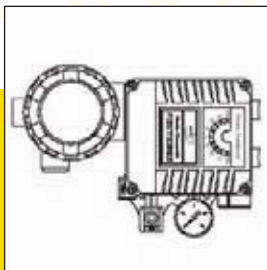
PEX-Series
Explosion Proof
Electro-Pneumatic
Positioners

Available Options

PEX01	Explosion Proof Electro-Pneumatic Positioner, w/Universal Mtg, Gages
PEX02	Explosion Proof Electro-Pneumatic Positioner w/External Limit Switch, w/Universal Mtg, Gages
PEX03	Explosion Proof Electro-Pneumatic Positioner w/External Position Transmitter, w/Universal Mtg, Gages
PEX04	Explosion Proof Electro-Pneumatic Positioner w/External Limit Switch & Position Transmitter, w/Universal Mtg, Gages
TEA01	Hi & Low Temp Adder

Specifications

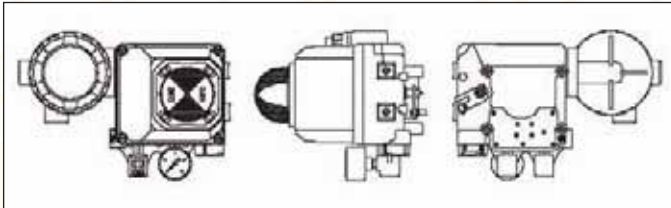
Item Type	PEX-01, -02, -03, -04
Input Signal	4-20mA
Impedance	250 ± 15 Ohm
Supply Pressure	20-100 psi
Stroke	0 ~ 90°
Air Connection	1/4" NPT
Gage Connection	1/8" NPT
Conduit	1/2" NPT
Explosion Proof	Ex dm IIB T5, Ex dm IIC T5, Exia IIC T6
Protection	IP66
Ambient Operating Temp.	-20°C ~ 70°C (-4°F ~ 158°F)
Ambient Explosion Temp.	-20°C ~ 60°C (-4°F ~ 140°F)
Linearity	± 1% F.S. ± 2% F.S.
Hysteresis	± 1% F.S.
Sensitivity	± 0.2% F.S. ± 0.5% F.S.
Repeatability	± 0.5% F.S.
Air Consumption	0.11 CFM (Sup. = 20psi)
Flow Capacity	2.8 CFM (Sup. = 20psi)
Material	Aluminum Diecasting
Weight	2.8kg (6.2 lb)





PEX-Series
Explosion Proof
Electro-Pneumatic
Positioners

PEX-02

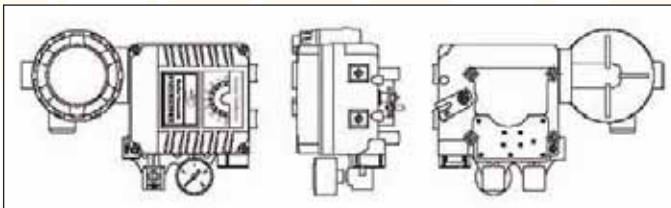


Specifications

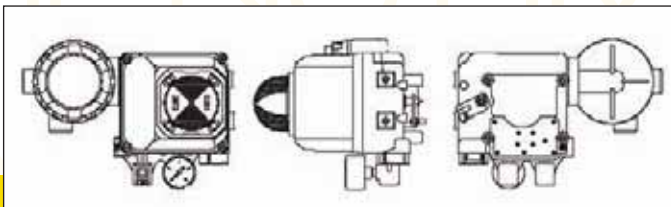
PEX02 & PEX04 Limit Switches	
Rating AC 0.6A 125V ~ 16A	
Switch Type 2 x SPDT	

PEX02 & PEX04 w/Limit Switches	
Input Type	2 Wire
Input Signal	90°
Output Signal	4-20mA
Load Resistance	Max.880Ω/30VDC
Noise Range	50mVp.p
Adjustable Range	Zero : ± 10% Span : ± 60 ~ 110%
Protection	IP66
Linearity	± 1%
Sensitivity	± 0.2%
Hysteresis	± 0.2%
Supply Voltage	9 ~ 30VDC

PEX-03



PEX-04



PEX03 w/Position Transmitter	
Input Type	2 Wire
Input Signal	90°
Output Signal	4-20mA
Load Resistance	Max.880Ω/30VDC
Noise Range	50mVp.p
Adjustable Range	Zero : ± 10% Span : ± 60 ~ 110%
Protection	IP66
Linearity	± 1%
Sensitivity	± 0.2%
Hysteresis	± 0.2%
Supply Voltage	9 ~ 30VDC



PEX-03
Series

Available Options

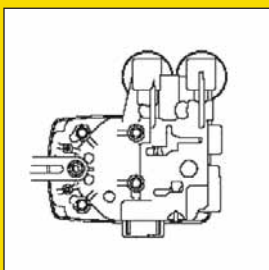
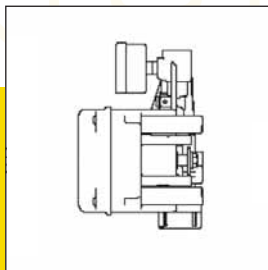
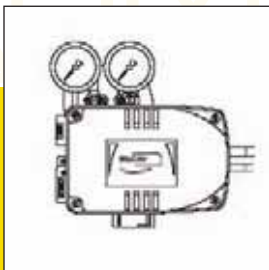
PES01	Stainless Steel Electro-Pneumatic Positioner, Double-Acting, w/Universal Mtg, Gages
PES02	Stainless Steel Electro-Pneumatic Positioner, Single-Acting, w/Universal Mtg, Gages
PES03	Stainless Steel Electro-Pneumatic Positioner, Double-Acting, w/Internal Limit Switch, w/Universal Mtg, Gages
PES04	Stainless Steel Electro-Pneumatic Positioner, Single-Acting, w/Internal Limit Switch, w/Universal Mtg, Gages
PES05	Stainless Steel Electro-Pneumatic Positioner, Double-Acting, w/Internal Position Transmitter, w/Universal Mtg, Gages
PES06	Stainless Steel Electro-Pneumatic Positioner, Single-Acting, w/Internal Position Transmitter, w/Universal Mtg, Gages
PES07	Stainless Steel Electro Pneumatic Positioner, Double-Acting, w/Internal Limit Switch & Position Transmitter, w/Universal Mtg, Gages
PES08	Stainless Steel Electro Pneumatic Positioner, Single-Acting, w/Internal Limit Switch & Position Transmitter, w/Universal Mtg, Gages
TEA01	Hi & Low Temp Adder



PES-Series
Stainless Steel
Electro-Pneumatic
Positioners

Specifications

Item Type	PES-Series Stainless
Input Signal	4-20mA
Supply Pressure	20-100 psi
Stroke	0 ~ 90°
Impedance	Max.430 Ohm/20mA DC
Air Connection	1/4" NPT
Gage Connection	1/8" NPT
Conduit	1/2" NPT
Repeatability	± 0.3% F.S.
Operating Ambient Temp.	-20°C ~ 70°C (-4°F ~ 158°F)
Explosion Temp.	-20°C ~ 60°C (-4 ~ 140°F)
Linearity	± 0.5% F.S.
Hysteresis	± 0.5% F.S.
Sensitivity	± 0.2% F.S.
Material	Stainless Steel 316
Protection	IP66
Explosion Proof Type	ExialIC T6/T5
Weight	3.7kg (8.16 lb)



PE-SMART SERIES

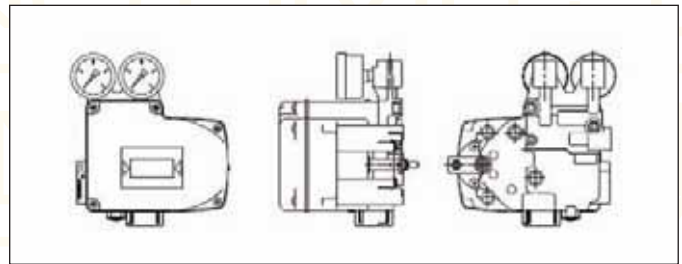
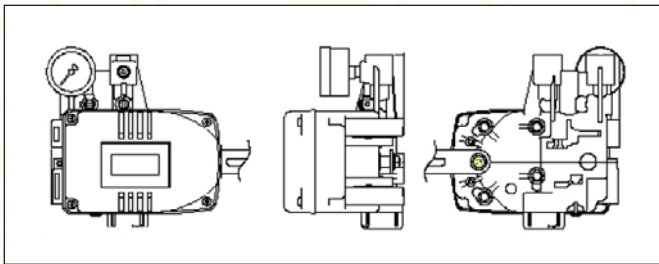


PE Smart



PES Smart

Standard and Stainless Steel Smart Positioners



Available Options SR- Spring Return, DA- Double Acting, PTA01- Position Transmitter, HCA01- Hart Communicator, TEA01- Hi & Low Temp Adder

Item Type	PE Smart	PES Smart
Input Signal	4–20mA	4–20mA
Supply Pressure	20–100 psi	20–100 psi
Stroke	10 ~ 150mm 0 ~ 90°	10 ~ 150mm 0 ~ 90°
Impedance	Max.460 Ohm/20mA DC	Max.460 Ohm/20mA DC
Air Connection	1/4" NPT	1/4" NPT
Gage Connection	1/8" NPT	1/8" NPT
Conduit	1/2" NPT	1/2" NPT
Repeatability	±0.3%F.S.	±0.3%F.S.
Operating Ambient Temp.	-40 ~ 85 °C (-40 ~ 185 °F)	-40 ~ 85 °C (-40 ~ 185 °F)
Linearity	±0.5% F.S.	±0.5% F.S.
Hysteresis	±0.5% F.S.	±0.5% F.S.
Sensitivity	±0.2% F.S.	±0.2% F.S.
Air Consumption	0.11 CFM (Sup. = 20psi)	0.11 CFM (Sup. = 20psi)
Flow Capacity	2.50 CFM	2.50 CFM
Output Characteristics	Linear, EQ%, Quick Open User Set (16Point)	Linear, EQ%, Quick Open User Set (16Point)
Material	Aluminum Diecasting	Stainless Steel 316
Protection	IP66	IP66
Explosion Proof Type	ExiallCT6	ExiallCT6
Weight	1.5 kg (3.3 lb.)	3.7kg(8.16 lb.)



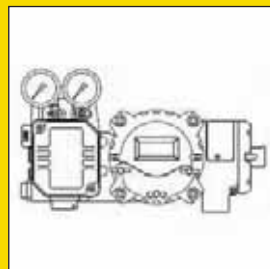
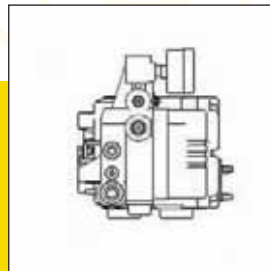
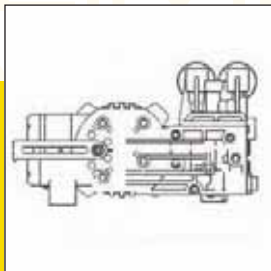
PEX-Smart Series
Explosion Proof Electro-
Pneumatic Positioners

Available Options

PEX-Smart DA	Explosion Proof Smart Valve Positioner, Electro-Pneumatic, 4-20mA, Double-Acting
PEX-Smart SR	Explosion Proof Smart Valve Positioner, Electro-Pneumatic, 4-20mA, Single-Acting
TEA01	Hi & Low Temp Adder

Specifications

Item Type	PEX-Smart
Input Signal	4-20mA
Supply Pressure	20-100 psi
Stroke	0-90°
Impedance	Max.430 Ohm/20mA DC
Air Connection	1/4" NPT
Gage Connection	1/8" NPT
Conduit	1/2" NPT
Repeatability	±0.3%F.S.
Operating Ambient Temp.	-30 ~ 85°C (-22 ~ 185°F)
Explosion Temp.	-20 ~ 60°C (-4 ~ 140°F)
Linearity	±0.5% F.S.
Hysteresis	±0.5% F.S.
Sensitivity	±0.2% F.S.
Air Consumption	0.11 CFM (Sup. = 20psi)
Flow Capacity	2.50 CFM
Output Characteristics	Linear, EQ%, Quick Open User Set (16Point)
Material	Aluminum Diecasting
Protection	IP66
Explosion Proof Type	ExdIIBT6 + H2
Weight	3.35kg (7.37 lb)



PEV-Series
High Vibration
Smart Positioners

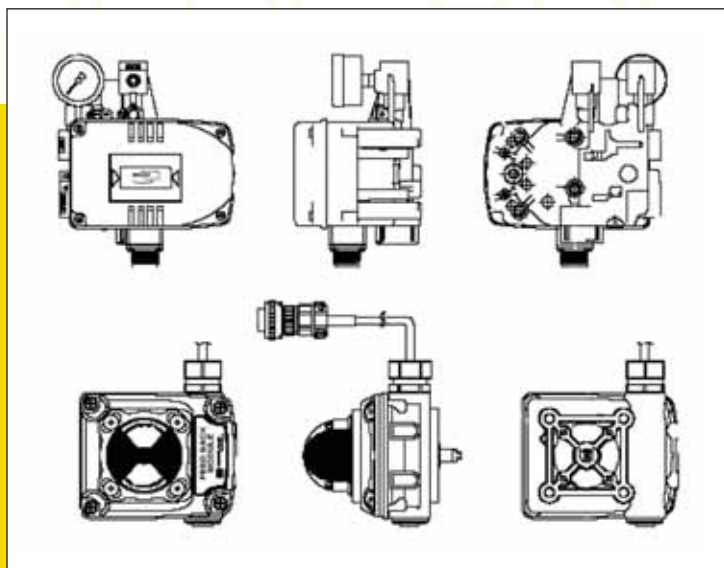


Specifications

Item Type	PEV X01 & X02
Input Signal	4-20mA
Supply Pressure	20-100 psi
Stroke	0 ~ 90°
Impedance	Max 460 Ohm/20mA DC
Air Connection	1/4" NPT
Gage Connection	1/8" NPT
Conduit	1/2" NPT
Repeatability	±0.3%F.S.
Operating Ambient Temps Sensor -40 ~ 120°C (-40 ~ 248°F) Body -40 ~ 85°C (-22 ~ 185°F) Explosion Temp. -40 ~ 60°C (T5) / -40 ~ 40°C (T6)	
Linearity	Linearity ±0.5% F.S.
Hysteresis	Hysteresis ±0.5% F.S.
Sensitivity	Sensitivity ±0.2% F.S.
Air Consumption	0.11 CFM (Sup = 20 psi)
Flow Capacity	2.47 CFM
Output Characteristics	Linear, EQ%, Quick Open User Set (16Point)
Material	Aluminum Diecasting
Protection	IP66
Explosion Proof Type	ExialICT6
Weight	Body Weight 1.5kg(3.3 lb) Sensor Weight 0.9kg(2.0 lb)

Available Options

PEVX01	Remote Smart Positioner for HIGH VIBRATION APPLICATIONS, Double-Acting, w/Position Transmitter, w/Universal Mtg, Gages
PEVX02	Remote Smart Positioner for HIGH VIBRATION APPLICATIONS, Single-Acting, w/Position Transmitter, w/Universal Mtg, Gages
TEA01	Hi & Low Temp Adder



MAX-YT-2500 Series
Fail Freeze/Fail Last Position
Electro-Pneumatic Smart
Positioners

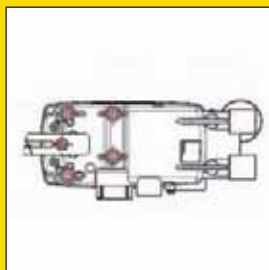
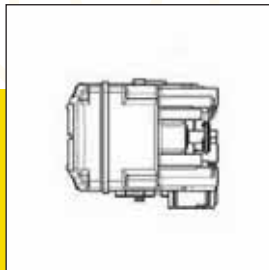
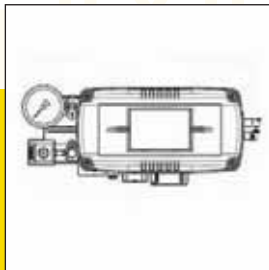


Available Options

MAX-YT-2500	Fail Freeze/Fail Last Position Electro Pneumatic Smart Positioner for Double Acting and Single Acting Applications
HCA01	Hart Communicator
PTA01	Position Transmitter
TEA01	Hi & Low Temp Adder

Specifications

Item Type	MAX-YT-2500 Series
Input Signal	4-20mA
Supply Pressure	20-100 psi
Stroke	0 ~ 90°
Impedance	Max.430 Ohm/20mA DC
Air Connection	1/4" NPT
Gage Connection	1/8" NPT
Conduit	1/2" NPT
Repeatability	±0.3%F.S.
Operating Ambient Temp.	-30 ~ 85°C (-22 ~ 185°F)
Explosion Temp.	-40 ~ 60°C(T5)/-40 ~ 40°C(T6)
Linearity	±0.5% F.S.
Hysteresis	±0.5% F.S.
Sensitivity	±0.2% F.S.
Air Consumption	0.11 CFM (Sup. = 20psi)
Flow Capacity	2.12 CFM
Output Characteristics	Linear, EQ%, Quick Open User Set (16Point)
Material	Aluminum Diecasting
Protection	IP66
Explosion Proof Type	ExialIC T6 (Pending)
Weight	1.5kg (3.3 lb)






Max-Air TECHNOLOGY

The Best Way to Automate Your Process

Did you know that we provide the following services?:

- 2D and 3D CAD Assembly Drawings
- Trained Technical Support Services
- On-site Commissioning Services
- Engineering System Design Services



Your nearest Max-Air dealer can be found at:

