



Drawing#:

5048YH

**050 Series
Ductile Iron Wafer
Resilient Seated
Butterfly Valve**

**△ P 200/150
Differential Pressure**

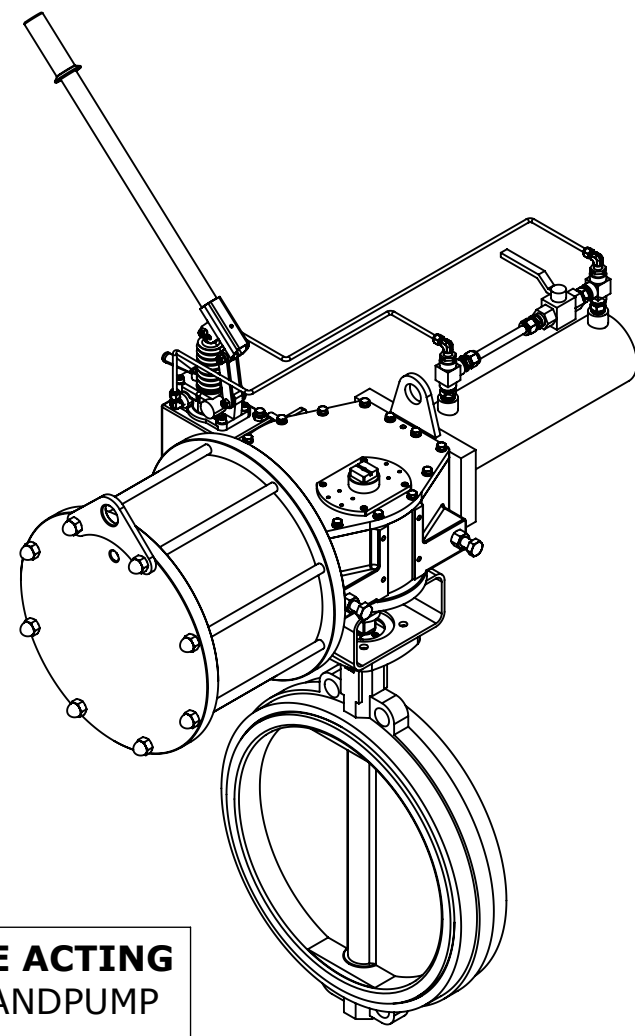
Sized for 80 PSI

**Applicable Trims:
262, 263, 579, 582,
780, 783, 962**

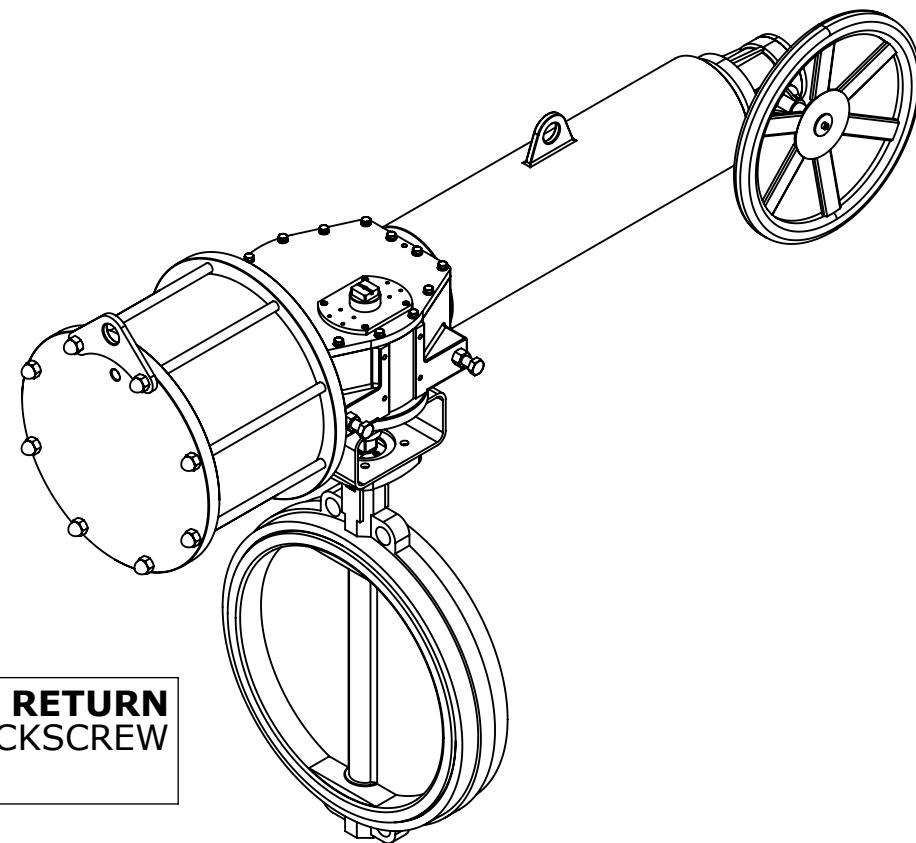
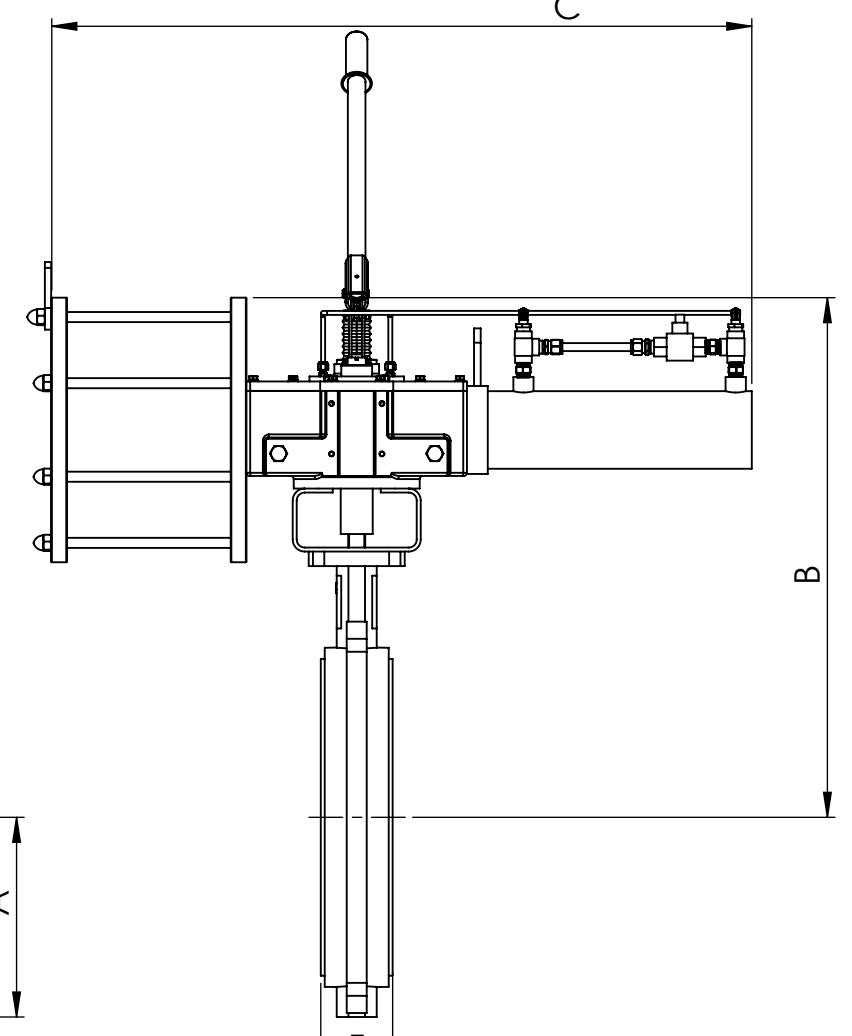
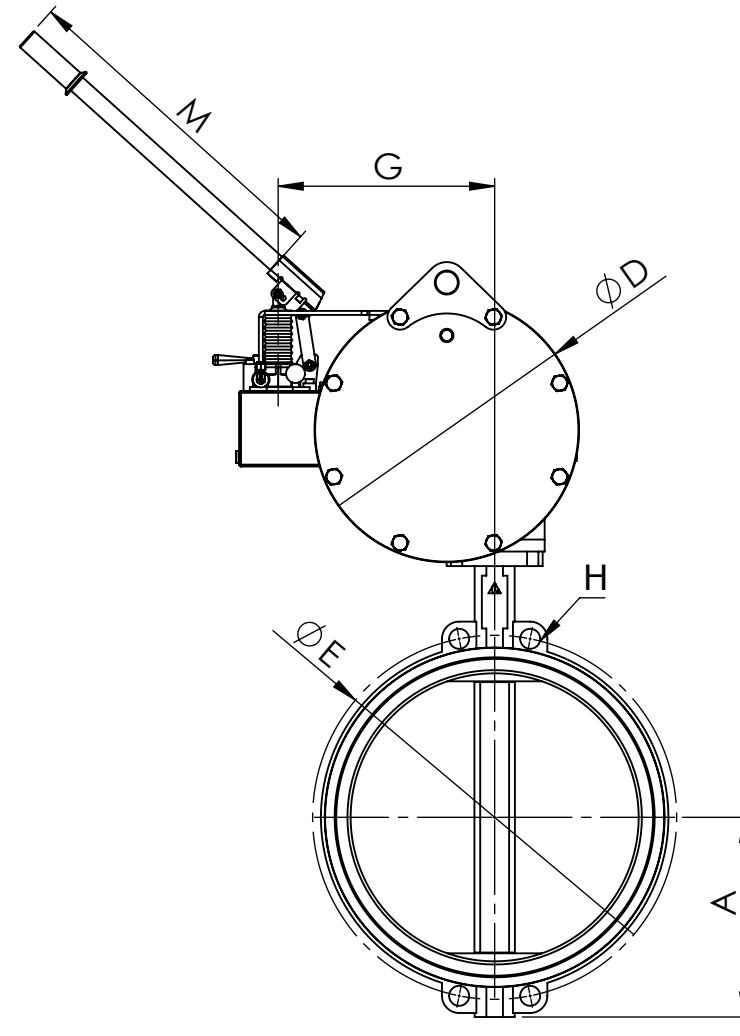


REV: 0 Date: 7/08/20

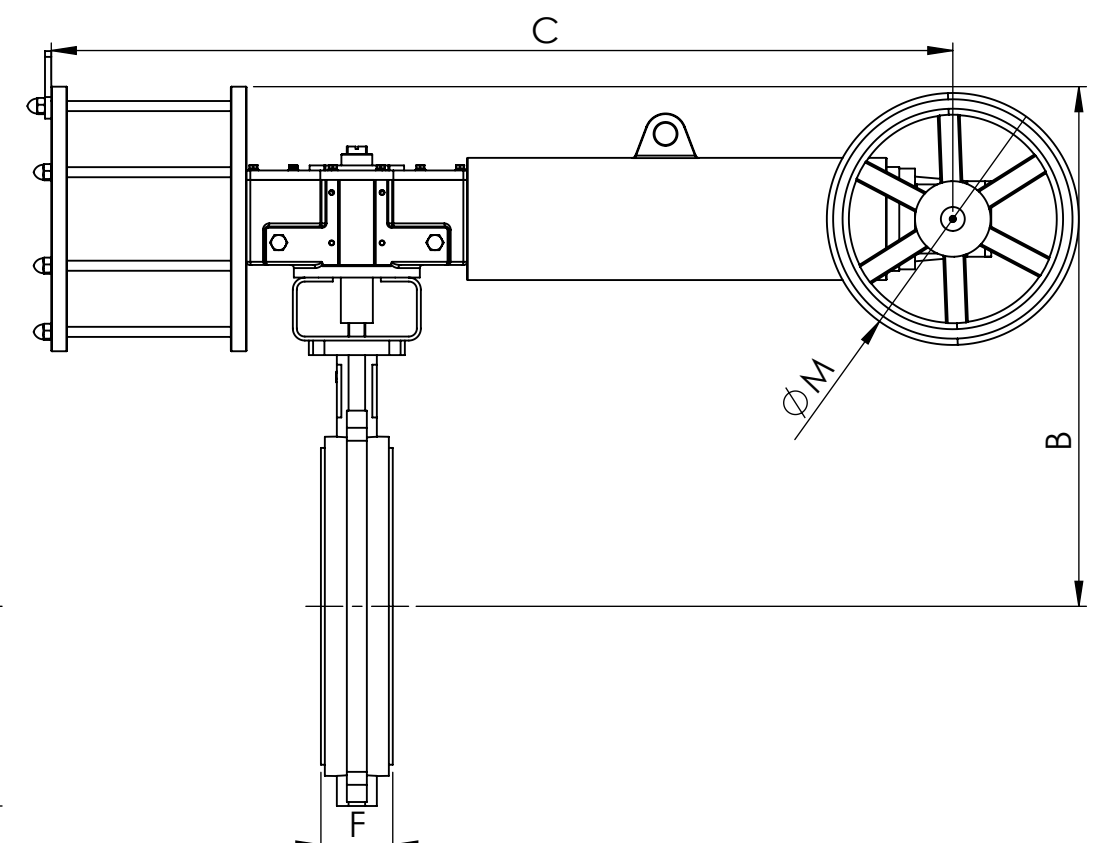
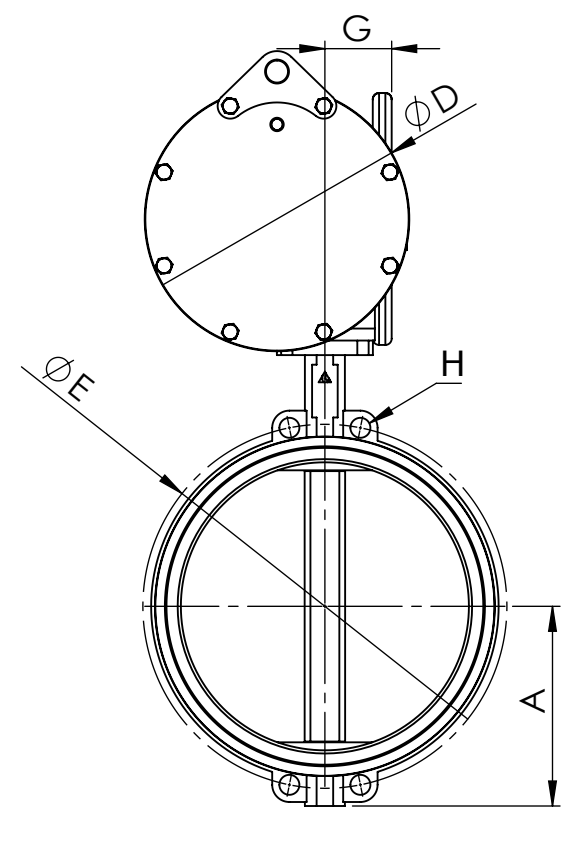
AUTOMATED BUTTERFLY VALVE ASSEMBLY



**DOUBLE ACTING
WITH HANDPUMP
DWG 1**



**SPRING RETURN
WITH JACKSCREW
DWG 2**



For smaller sizes Reference Drawing:

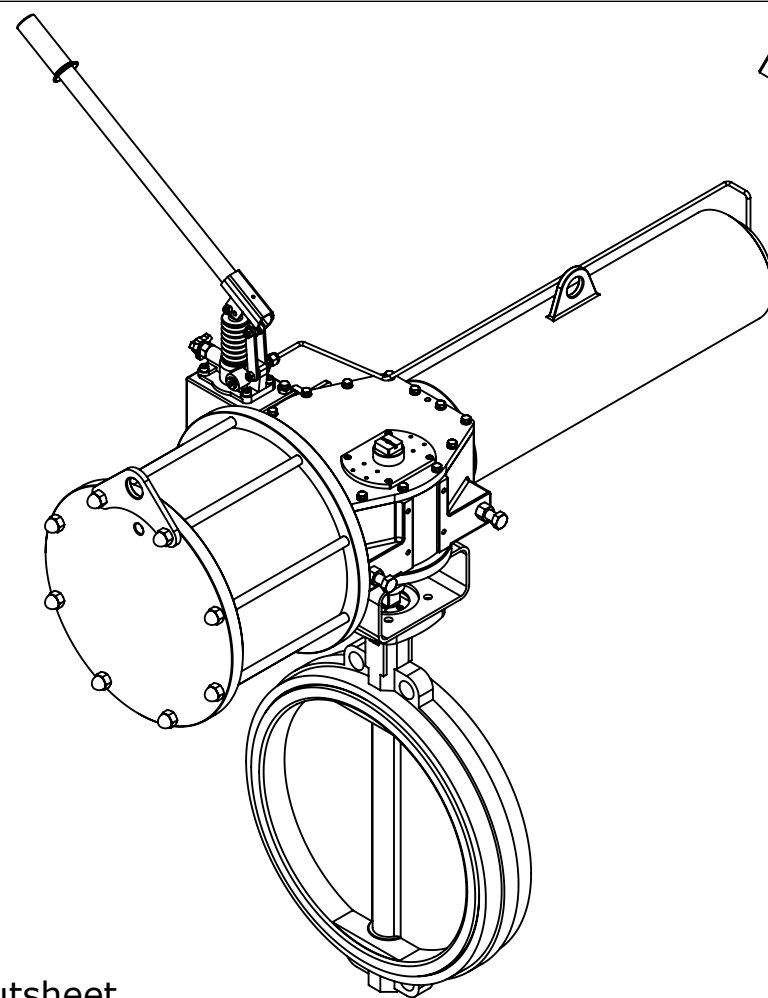
5048MH

For Jackscrew/Handpump Free

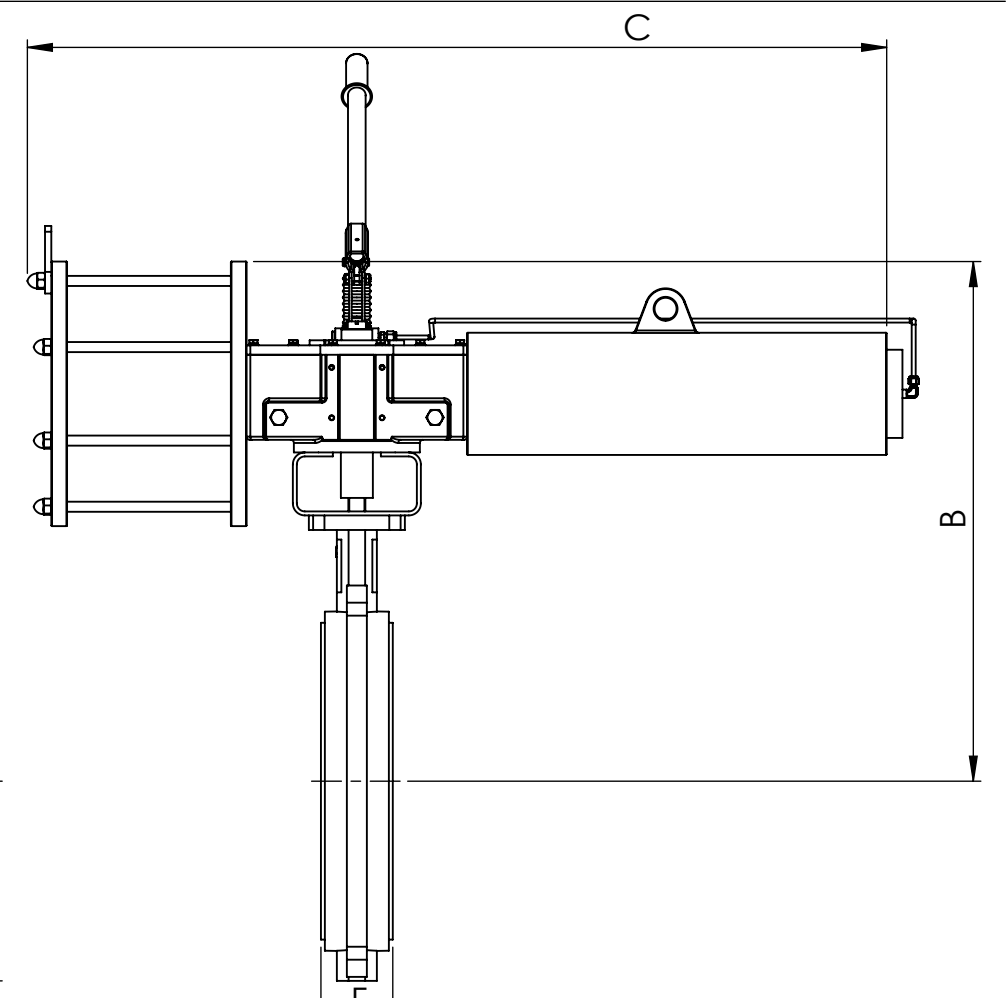
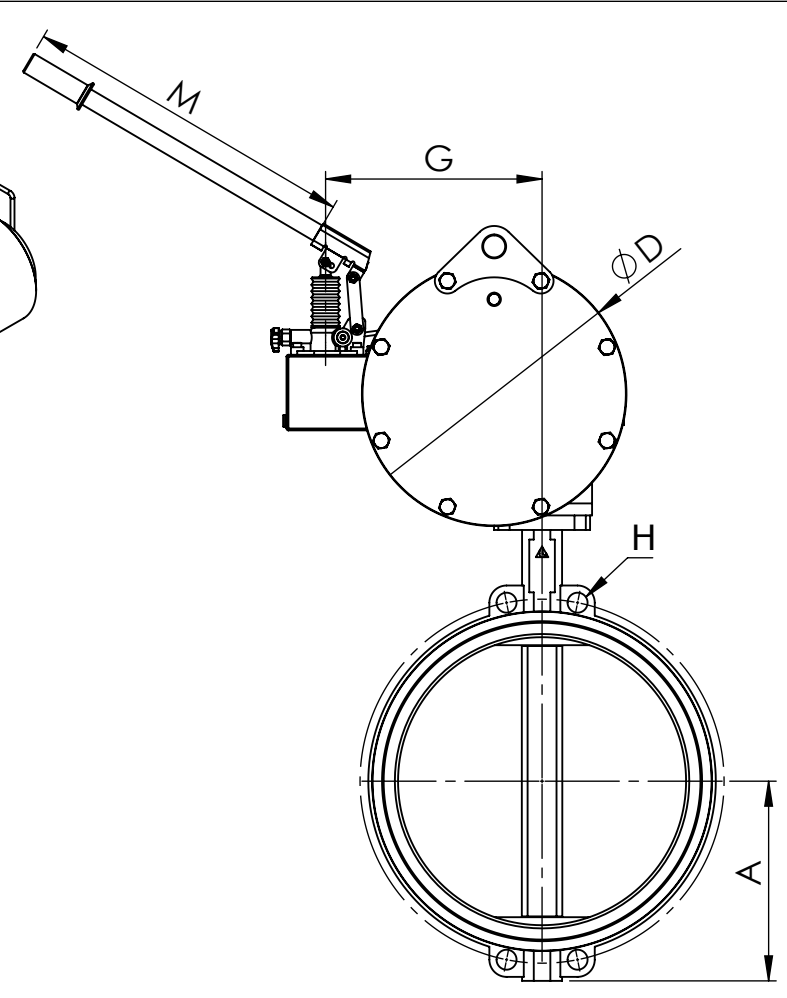
Option Reference Drawing:

5048Y0

*For MB Actuator Mounted
Perpendicular to Valve Please
Contact Manufacturer



**SPRING RETURN
WITH HANDPUMP
DWG 3**



*All dimensions in INCHES *All weights in POUNDS

*For valve Specific Features and Dimensions see valve cutsheet

ACTION	SERVICE	SIZE	DWG	A	B	C	D	E	F	H	G	M	MOUNTING	ACTUATOR	MANUAL OVERRIDE	WEIGHT
DOUBLE ACTING	WET MEDIA	18"	1	12.8	29.4	46.1	12.7	22.8	4.5	4 x 1.25	13.5	21.0	KY16-D180	SHD16-U025001	HD16-HP-DA	461
		20"	1	14.2	32.1	46.1	14.7	25.0	5.0	4 x 1.25	13.5	21.0	KY16-D200	SHD16-U030001	HD16-HP-DA	560
		24"	1	16.5	35.1	46.1	16.1	29.5	6.1	4 x 1.38	13.5	21.0	KY16-D240	SHD16-U035001	HD16-HP-DA	794
	DRY AIR	18"	1	12.8	29.4	46.1	12.7	22.8	4.5	4 x 1.25	13.5	21.0	KY16-D180	SHD16-U025001	HD16-HP-DA	461
		20"	1	14.2	32.1	46.1	14.7	25.0	5.0	4 x 1.25	13.5	21.0	KY16-D200	SHD16-U030001	HD16-HP-DA	560
		24"	1	16.5	35.1	46.1	16.1	29.5	6.1	4 x 1.38	13.5	21.0	KY16-D240	SHD16-U035001	HD16-HP-DA	794
ACTION	SERVICE	SIZE	DWG	A	B	C	D	E	F	H	G	M	MOUNTING	ACTUATOR	MANUAL OVERRIDE	WEIGHT
SPRING RETURN	WET MEDIA	12"	2	9.3	25.8	56.3	12.7	17.0	3.1	4 X 1.02	4.2	∅15.8	KY16-D120	SHD16-U025A01	HD16-JS-SR	481
		14"	2	10.3	26.8	56.3	12.7	18.8	3.1	4 x 1.14	4.2	∅15.8	KY16-D140	SHD16-U025A01	HD16-JS-SR	507
		16"	2	11.8	29.0	56.3	14.7	21.3	4.0	4 x 1.14	4.2	∅15.8	KY16-D160	SHD16-U030B01	HD16-JS-SR	596
		18"	2	12.8	31.0	56.3	16.1	22.8	4.5	4 x 1.25	4.2	∅15.8	KY16-D180	SHD16-U035B01	HD16-JS-SR	717
		20"	3	14.2	34.8	59.4	16.1	25.0	5.0	4 x 1.25	13.5	21.0	KY25-D200	SHD25-U035B01	HD25-HP-SR	1027
		24"	3	16.5	39.3	59.4	20.2	29.5	6.1	4 x 1.38	13.5	21.0	KY25-D240	SHD25-U043B01	HD25-HP-SR	1361
	DRY AIR	12"	2	9.3	25.8	56.3	12.7	17.0	3.1	4 X 1.02	4.2	∅15.8	KY16-D120	SHD16-U025A01	HD16-JS-SR	481
		14"	2	10.3	26.8	56.3	12.7	18.8	3.1	4 x 1.14	4.2	∅15.8	KY16-D140	SHD16-U025A01	HD16-JS-SR	507
		16"	2	11.8	29.0	56.3	14.7	21.3	4.0	4 x 1.14	4.2	∅15.8	KY16-D160	SHD16-U030B01	HD16-JS-SR	596
		18"	2	12.8	31.0	56.3	16.1	22.8	4.5	4 x 1.25	4.2	∅15.8	KY16-D180	SHD16-U035B01	HD16-JS-SR	717
		20"	3	14.2	35.8	59.4	18.1	25.0	5.0	4 x 1.25	13.5	21.0	KY25-D200	SHD25-U038B01	HD25-HP-SR	1094
		24"	3	16.5	39.9	59.4	20.2	29.5	6.1	4 x 1.38	13.5	21.0	KY30-D240	SHD30-U043B01	HD30-HP-SR	1642